

AsahiKASEI

PLASORBA™

# BR-350(L)

**Plasma Perfusion Column**



**Selective adsorption of bilirubin  
and bile acid from plasma**

**ASAHI KASEI MEDICAL CO., LTD.**  
A Pioneer in Blood Purification

# Selective adsorption of bilirubin and bile acid from plasma for efficient liver support.

## Indication

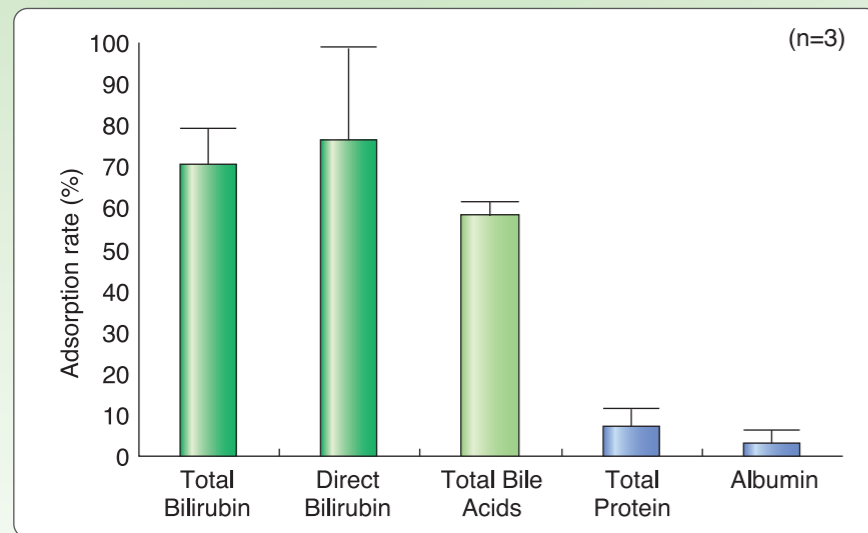
### Liver diseases

(especially effective for Fulminant hepatitis, Postoperative hepatic failure, Primary biliary cirrhosis and Hyperbilirubinemia)

## Features of PLASORBA BR-350(L)

- Selective adsorption of bilirubin and bile acid from plasma.
- No need for the replacement of plasma, minimizing the risk of infection with hepatitis, AIDS, etc.
- Applicable to patients with protein allergy.

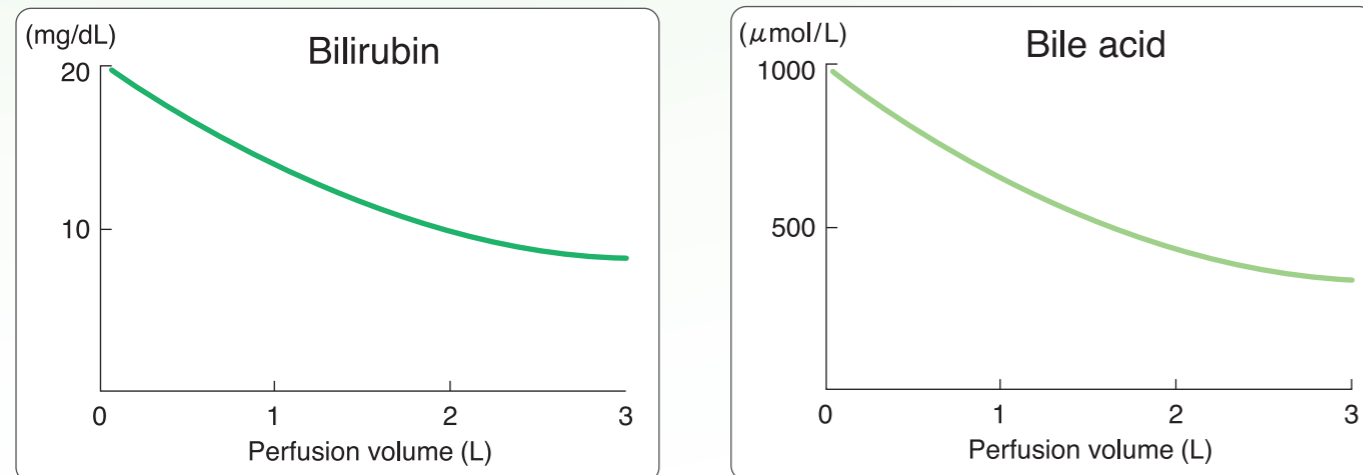
### Adsorption rate of plasma components (in vitro)



Experimental conditions  
 Perfusion method: One-pass operation with small scale column (1/350)  
 Sample : Human plasma 2.4L (Equivalent volume)  
 Flow rate : 20mL/min (Equivalent rate)  
 Plasma sample was collected at the column outlet point when 2.4L (equivalent volume) plasma was treated.

In-house data

### Changes in bilirubin and bile acid concentration by plasma perfusion (in vitro)

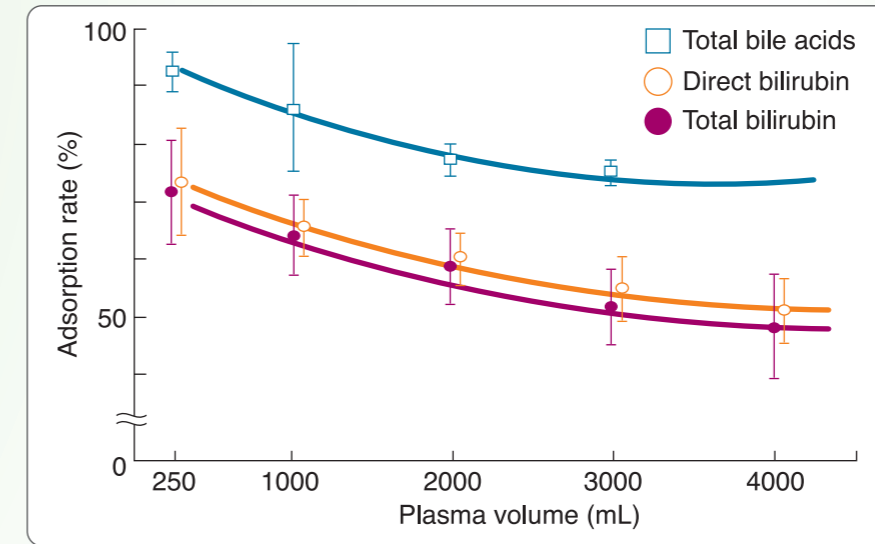


Experimental conditions  
 Sample : Bovine plasma 2L (5 units/mL heparin, 20 mg/dL bilirubin and 1000 μmol/L bile acid added bovine plasma)  
 Temperature : 37°C  
 Perfusion rate : 20mL/min

In-house data

## Clinical Course

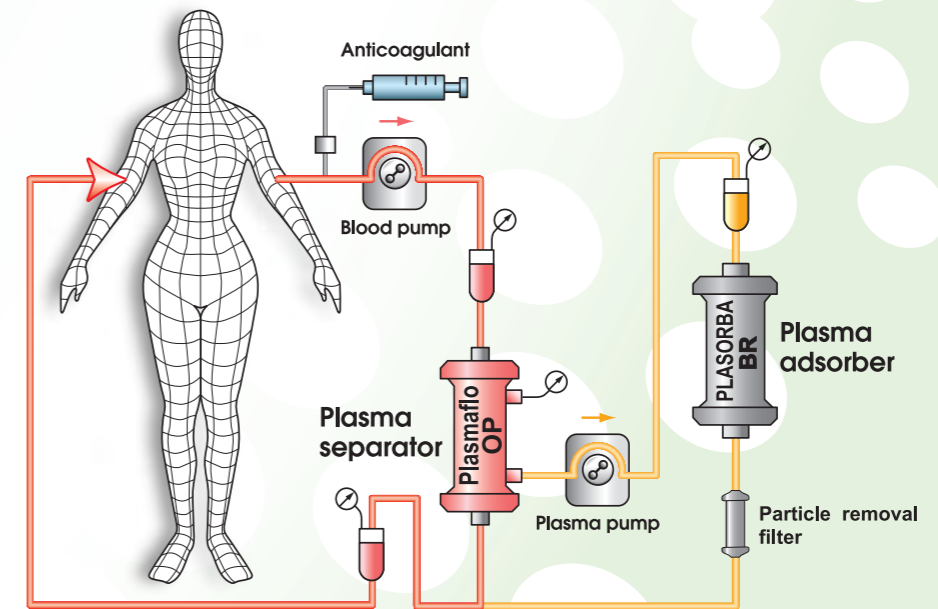
### Changes of adsorption rate (in vivo)



Patients : n=6  
 Total treatments : 29 times

First Department of Surgery, Okayama University, Japan

## Circuit Diagram



## Specifications

Adsorption Column	Adsorbent	Material	Styrene divinylbenzene copolymer
		Volume	350mL
	Priming Volume		130mL
	Container	Material	Polypropylene
		Dimension	220mm [L] x 62mm [D]
	Weight		600g
Sterilization		High pressure steam	
Particle removal Filter	Filter	Material	Polyethylene (coated with ethylene-vinylalcohol copolymer)
		Area	0.07m <sup>2</sup>
	Container	Material	Polyvinyl chloride
		Dimension	165mm [L] x 22mm [D]
	Priming Volume		30mL
Sterilization		Ethylene oxide	

## Caution

The PLASORBA BR-350 is intended for the treatment of plasma. Never run whole blood through the PLASORBA BR-350. Thrombocytes cannot pass through the PLASORBA BR-350 and may cause blockage. Do not use the PLASORBA BR-350 with plasma containing a large amount of thrombocytes.

## References

### 【Reviews of the product】

- 1) Adani et al. Selective bilirubin removal by plasma treatment with Plasorba BR-350 for early cholestatic graft dysfunction. *Transplant Proc.* 39:1904-6, 2007.
- 2) Senf et al. Bilirubin-adsorption in 23 critically ill patients with liver failure. *Int J Artif Organs.* 27:717-722,2004
- 3) Ryan et al. Multisorbent plasma perfusion in fulminant hepatic failure: effects of duration and frequency of treatment in rats with grade III hepatic coma. *Artif Organs.* 25:109-118,2001
- 4) Takenaka. Bilirubin adsorbent column for plasma perfusion. *Ther Apher.* 2:129-133,1998
- 5) Ott et al. Plasma separation and bilirubin adsorption after complicated liver transplantation: a therapeutic approach to excessive hyperbilirubinemia. *Transplantation.* 65:434-437,1998
- 6) Mertens et al. Long-term extracorporeal bilirubin elimination: A case report on cascade resin plasmapheresis. *Blood Purif.* 16:341-348,1998
- 7) Iwai et al. Efficacy of Long-Term Plasma Exchange/Plasma Perfusion in End-Stage Primary Biliary Cirrhosis. *Jpn J Apheresis* 14:91-92,1995
- 8) Iseki et al. Plasma adsorption to charcoal and ion-exchange resin for treating postoperative hepatic failure. *Hepatogastroenterology.* 42:394-398,1995
- 9) Nakano et al. Therapeutic Plasmapheresis for Removing Bilirubin Fractions in Hyperbilirubinemia. *Jpn J Apheresis* 13:175-176,1994
- 10) Umimoto et al. Evaluation of Apheresis for the Removal of Bilirubin Fractions Therapeutic Plasmapheresis(XII) 181-183,1993
- 11) Alarabi et al. Treatment of pruritus in cholestatic jaundice by bilirubin-and bile acid-adsorbing resin column plasma perfusion. *Scand J Gastroenterol.* 27:223-226,1992
- 12) Geiger et al. Biochemical assessment and clinical evaluation of a bilirubin adsorbent column (BR-350) in critically ill patients with intractable jaundice. *Int J Artif Organs.* 15:35-39,1992
- 13) Tabei et al. Application of plasma perfusion in hepatic failure. *Biomater Cells Immobilization Biotechnol.* 19:193-201,1991
- 14) Tsunemi et al. A Case of Drug-Induced Intrahepatic Cholestasis Relieved by Bilirubin Adsorption. *Therapeutic Plasmapheresis (X).* 180-183,1991
- 15) Sone et al. Assessment of bilirubin clearance capacity of a newly developed ion-exchange adsorption column and its possible use as a supportive therapy in hepatorenal syndrome. *J Clin Apher.* 5:123-127,1990
- 16) Iwamoto et al. A case of Primary Biliary Cirrhosis Treated with Long-Term Plasma Perfusion with a Charcoal Column and an Anion Exchange Column. *Therapeutic Plasmapheresis (IX).* 346-348,1990
- 17) Morimoto et al. Plasma adsorption using bilirubin-adsorbent materials as a treatment for patients with hepatic failure. *Artif Organs.* 13:447-452,1989
- 18) Kanto et al. Clinical Application of Anion-Exchange Resin (BR-Series Column) to the Treatment of Intractable Jaundice. *Therapeutic Plasmapheresis* 93-97, 1987

**AsahiKASEI**

#### Manufacturer:

**ASAHI KASEI MEDICAL CO., LTD.**

1-105 Kanda Jinbocho, Chiyoda-ku, Tokyo 101-8101, Japan  
TEL: +81-3-3296-3727 FAX: +81-3-3296-3722  
URL: <http://www.asahikasei-medical.com>

#### Represented in Europe by:

**ASAHI KASEI MEDICAL EUROPE GmbH**

Herriotstrasse 1, 60528 Frankfurt am Main, Germany  
TEL: +49 (0) 69 66 37 15 00 FAX: +49 (0) 69 6 66 51 93

#### Represented in Americas by:

**ASAHI KASEI MEDICAL AMERICA INC.**

3570 Winchester Road, Suite 101, Memphis, Tennessee 38118, USA  
TEL: +1-901-362-6105 FAX: +1-901-362-6180

